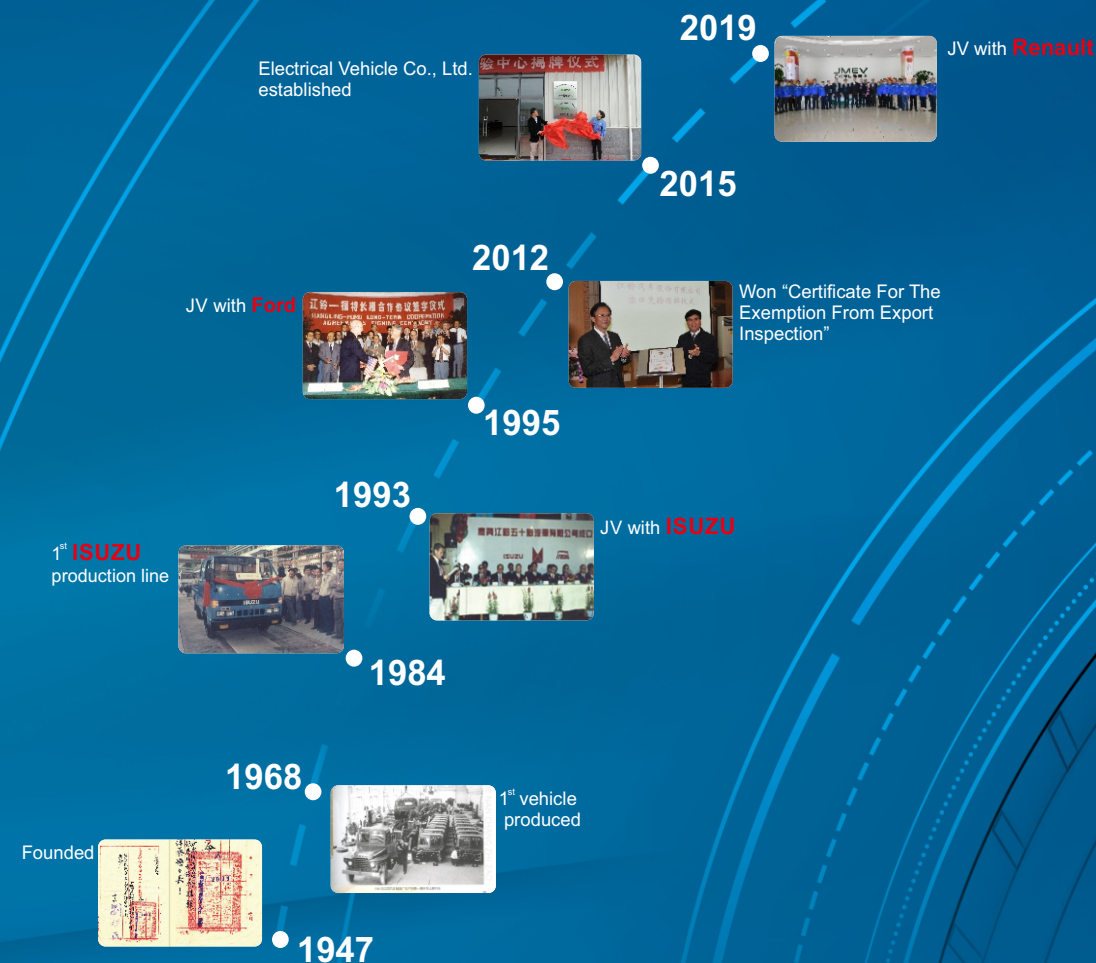


JMCG Facts

The only commercial vehicle company establishing joint-ventures with 3 of Fortune Global 500 enterprises in China (Ford, Isuzu, Renault)
Over 5 decades of experience in manufacturing vehicles



Jiangxi Jiangling Motors Import & Export Co., Ltd.
Add: 969, Jinrong Street, Honggutan District, Nanchang, Jiangxi, China
Tel: +86-791-86738769 Fax: +86-791-86738577
E-mail: sales@jmie.com.cn Website: www.jmcg-global.com



No.1 Light bus share
No.1 Ambulance share
Top 2 Pickup share
Top 6 Light truck share

Vigus Pro TITANIUM



Jiangling Motors
Co., Ltd.

JV with Ford



JMC
f JMCGMotors

FOR LIFE AND CAREER



MODERN SYSTEMATIC INDUSTRIAL DESIGN



Muscular vehicle body outline



ECOBOST 2.0 GTDI ENGINE

Dual vortex turbocharger, Direct Injection
DVVT, increment pressure and medium cooling
Stronger than 2.4L naturally aspirated engine
8.3L/100KM low fuel consumption
Max. Power: 162kw Max. Torque: 350NM



PUMA 2.0T DIESEL ENGINE

Max. output 104kw, max. torque 340N • m,
BOSH 4 common rail injection system,
VGT, reliable and fuel-efficient



ZF 8AT


Provide excellent ride performance
98% Transmission efficiency
Three clutch precise locking



**BorgWana TOD intelligent
4WD (AT model)**
All terrain management
3 drive mode available
(ECOL/NORMAL/POWER)
Eaton differential lock



Aircraft operating style gear lever



Hand stitching style design



Racing steering wheel



10-inch center control

TOUGH TESTS



Environmental Adaptability
Calibration Tests



Twist road



Pit road



Stone block road



high speed test

ALL TERRAIN MANAGEMENT

- Mud model
- Rock model
- Snow model
- Sand model



Borgwana part time 4wd (MT model)

4L+4H

Flexible adjustment for different road conditions



Double wishbone independent front suspension


large transverse stiffness Excellent roll resistance

Good grip performance and clear road feel



Integral bridge variable cross section Rear leaf spring suspension

Light in Weight , High Reliability,
High bearing capacity



EPS electronic power steering (AT model) Hydraulic power steering (MT model)

Easy to operate, more stable and energy saving

ADSD INTELLIGENT DRIVING SYSTEM GREATLY IMPROVES DRIVING SAFETY AND INTELLIGENCE

- Lane departure warning and keeping system
- Full range adaptive cruise control
- Front collision warning and self emergency braking
- Traffic sign recognition with auto high beam



Specifications		
Engine Type		
Engine Type	Gasoline 2.0GTDI	Diesel 2.0PUMA
Displacement(cc)	2.0	2
Max. Power(kW/rpm)	162	104
Max.Torque(N-m/rpm)	350	350
Fuel Trunk(L)	68	68
Driving Performance		
Gearbox	6MT/8AT	
Tire	265/60 R18	
Min.Ground Clearance (mm)	230	
Brake	Disc	
4WD System	MT: Part-Time 4WD(4L+4H), AT: Real-Time 4WD(4L+5H)	
Power Steering	MT: Mechanical power steering, AT: Electronic Power Steering	
Gear Paddles	Standard for AT Models	
Electronic Parking	Standard for All Models	
Rear Axle Differential Lock	Standard for 4X4 Models	
All Terrain Response System	Standard for 4X4 AT Models	

Note:●Standard O Optional / Not Optional

Advanced Driving Assistant System: Collision Warning, Adaptive Cruise Control, Emergency Brake, Intelligent Headlamp, Lane Departure Warning System, Lane Keeping Assist System, Traffic Sign Recognition



Shining Silver



Pearly White



Process Yellow



Lava Brown



Dream Blue

Dealer Stamp

Configurations		
Models	GL	LX
Interior & Exterior		
Instrument cluster	GL Models(Except 4X4 GL): 3.5 Inch LED, 4X4 GL, LX, SLX Models: 7Inch LCD	
Keyless Entry & One Button Start	Standard for AT Models	
Electric Anti-Pinch Windows	●	●
Auto Folding Rearview Mirror(Electronic Heating)	●	●
LED Daytime Lights	●	●
Automatic Induction LED Headlights	●	●
Front Fog Lamp	●	●
Sunroof	/	O
10 Inch MP5 with Bluetooth	●	●
Cruise Control	●	●
Multi-Functional Leather Steeringwheel	●	●
8 Direction Electric Adjustable Driver's Seat	/	●
Front Seats Lumbar Support 2 Direction Electric Adjustable	/	/
Leather Seats	●	●
Front Seats Ventilation and Heating	/	●
2 Zone Auto A/C	●	●
Safty Performance		
Advanced Driving Assistant System	/	O
Auto Hold	●	●
Rear Radar	●	●
Front Radar	/	●
Reversing Image(Single Camera)	●	●
ISOFIX	●	●
ESP	●	●
Hill-Start Assist Control	●	●
Tire Pressure Monitoring	●	●
Hill Descent Control	●	●
Double Airbags	●	●
Front Side Airbags	/	●
Curtain Air Bags	/	O

JMC

World-class supplier



BOSCH

Light Truck: Electronic control unit, sensors, oil pump, fuel injector
Pick Up/SUV: Fuel injector, ESP assembly



ThyssenKrupp

SUV (Diesel model) : Intake camshaft



SUV/Pick Up: Transfer box assembly, transfer box ECU

DENSO

SUV: Rear oxygen sensor

Continental

Light Van: ACU (Airbag control unit)

GOODYEAR

SUV: Tyre

SCHAEFFLER

Light Van (Gasoline model): Clutch, fuel pump plunger
SUV (Diesel model) : Generator OAP belt pulley



SUV/Pick Up: Electronic gear shifter, automatic transmission, EPS assembly

GETRAG

Pick Up/ Light Van: Transmission

faurecia

Light Truck: Exhaust pipe

COOPERTIRES

SUV: Tyre

LEAR CORPORATION

Light Van: Seats

Valeo

Light Van: Clutch

Johnson Controls

Light Van (Gasoline model): Battery

Honeywell

Light Truck/SUV/Pick Up: Turbocharger

MAHLE

Light Truck: Pistons and piston rings

Visteon

Light Truck: Combined instrument, A/C control panels, HVAC, condenser
Lighe Van: Combined instrument

TENNECO

SUV/Pick Up: Exhaust pipe system

2 Million KM Road Test

Harsh Road Test

GQIP

Ford Global Quality Improvement Process

GPDS

Ford Global Product Development System



- Exported to 110 countries and regions
- UN authorized supplier